

# Emergency Toilet - Protect Your Family's Health

After a strong earthquake you may need to live without a working toilet for weeks or months. Disease is spread when human waste – P<sub>OO</sub> – is not handled and stored safely.



# P<sub>OO</sub>

## Twin Bucket System

Separating **PEE** lessens volume and odor, making bucket contents safer and easier to store and dispose.

### Fecal waste – P<sub>OO</sub>

- Line bucket with heavy duty 13-gallon garbage bag.
- Use **P<sub>OO</sub>** bucket.
- Cover each use with bark chips, etc. to help dry the waste.
- Fill bucket no more than half full of waste.
- Double-bag and store the waste separate from other garbage and away from food and water.
- Secure waste from pets, flies, rats, etc.


### Liquid waste – P<sub>EE</sub>


- Use **PEE** bucket.
- Place toilet paper in **P<sub>OO</sub>** bucket.
- Add water to contents if possible.
- Pour on lawn, garden or ground.

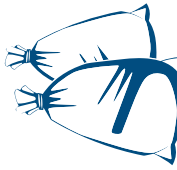


Stay informed – watch for instructions from public agencies on how to get rid of waste.

## Three steps to stay healthy






- 

### Clean drinking water
- 

### Hand washing
- 

### Safe storage of P<sub>OO</sub>

## Important Supplies

-  5-gallon buckets (2) and seats
-  Heavy duty 13-gallon plastic garbage bags (9 mil or thicker)
-  Bark chips or sawdust, leaves, grass clippings, shredded paper, etc.
-  Toilet tissue
-  Soap or alcohol-based hand sanitizer (60%+ concentration)

# Emergency Toilet - Protect Your Family's Health

After a strong earthquake you may need to live without a working toilet for weeks or months. Disease is spread when human waste – POO – is not handled and stored safely.



# PEE

## Twin Bucket System

Separating PEE lessens volume and odor, making bucket contents safer and easier to store and dispose.

### Liquid waste – PEE

- Use PEE bucket.
- Place toilet paper in POO bucket.
- Add water to contents if possible.
- Pour on lawn, garden or ground.


### Fecal waste – POO


- Line bucket with heavy duty 13-gallon garbage bag.
- Use POO bucket.
- Cover each use with bark chips, etc. to help dry the waste.
- Fill bucket no more than half full of waste.
- Double-bag and store the waste separate from other garbage and away from food and water.
- Secure waste from pets, flies, rats, etc.

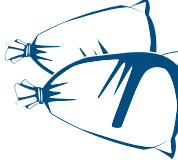


Stay informed – watch for instructions from public agencies on how to get rid of waste.

## Three steps to stay healthy






- 

### Clean drinking water
- 

### Hand washing
- 

### Safe storage of POO

## Important Supplies

-  5-gallon buckets (2) and seats
-  Heavy duty 13-gallon plastic garbage bags (9 mil or thicker)
-  Bark chips or sawdust, leaves, grass clippings, shredded paper, etc.
-  Toilet tissue
-  Soap or alcohol-based hand sanitizer (60%+ concentration)